

Nanopaint Cathode-1 Ink

Cathode Inks


Due to the inherent properties of the Nanopaint cathode ink, there is no need for any specific or expensive post treatment process to activate their properties. It can therefore be processed on aluminium substrate by various techniques:

- Doctor blade printing
- Screen-printing

Nanopaint cathode ink is easily solubilized in various solvents, showing unique properties such as:

- Low cost solution
- Low material and processing cost
- Tight quality control to ensure reproducibility
- Custom formulation for each printing need.

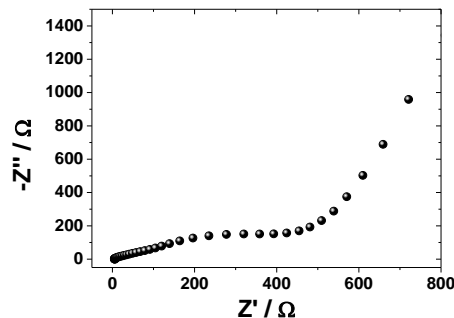
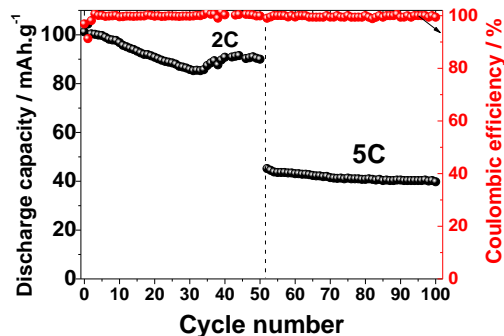
For a 13-100 μm thickness film by doctor blade printing:



Instructions:

Place the ink in ultrasonic bath around 60 minutes. Then place it in a mechanical stirring between 30-60 minutes. The ink is ready to be used.

After the printing process, the ink should be cured at 80 °C during 60 minutes.



Properties

	Unit	Internal tests
Physical form		Solution
Thermal Cure Temperature	°C	80
Cure Time	minutes	60
Viscosity	Pa.s	30
Max. particle diameter	μm	< 5
Expiration date after opening	Months	4
Screen Printing properties		
Mesh opening	μm	102
Mesh count, warp	n/cm	65
Wire diameter, warp	μm	52
Tension on mesh	N	17-20